




ANLY RELAY




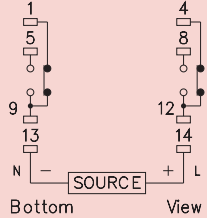
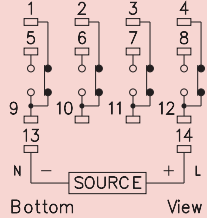
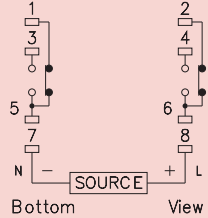
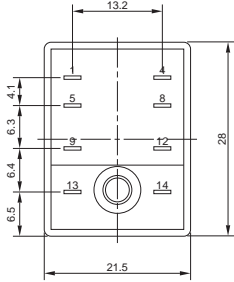
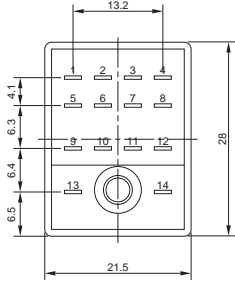
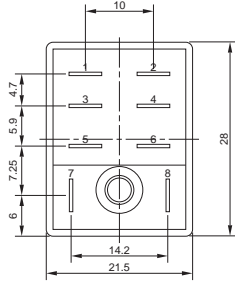



COIL DATA

AC				DC			
Nominal Voltage (V 50/60Hz)	Resistance Tol.±10% (Ohms DC)	Maximum Pick up Voltage(V)	Minimum Drop Out Voltage(V)	Nominal Voltage (VDC)	Resistance Tol.±10% (Ohms DC)	Maximum Pick up Voltage(V)	Minimum Drop Out Voltage(V)
6	10	4.8	1.8	6	40	4.5	0.6
12	45	9.6	3.6	12	160	9.0	1.2
24	160	19.2	7.2	24	650	18.0	2.4
48	670	38.4	14.4	48	2,600	36.0	4.8
110/120	3,900	88.0	33.0	110/120	11,000	82.5	11.0
220/240	16,000	176.0	66.0				

GENERAL DATA

Insulation Resistance	100 Megohms min. at 500 VDC
Breakdown Voltage	500 Vrms, 50/60 Hz between contact, 1,500 Vrms, 50/60Hz between all elements
Contact Material	Silver-Cadmium Oxide as standard
Contact Resistance	50 milliohms max. (Initial value)
Coil Data	See chart. (at 25°C)
Max. Allowable Voltage	110% of nominal
Min. Drop-out Voltage	10% of nominal (DC), 30% of nominal (AC)
Pick-up Time	15 msec max.
Drop-up Time	15 msec max.
Temperature Range	-40°C ~+60°C
Expected Life	Mechanical -10,000,000 operations min. (at 18,000 operations/hr) Electrical - 100,000 operations min. (at 1,800 operations/hr)

	AHC2 / AHC2N*	AHC4 / AHC4N*	AHL2 / AHL2N*
RELAY TYPE			
Connection Diagram			
Outline : L x W x H (mm)	28 x 21.5 x 34.5	28 x 21.5 x 34.5	28 x 21.5 x 35
Contact Arrangement	2PDT	4PDT	2PDT
Contact Rating	Resistive Load(Cos φ =1) Inductive Load(Cos φ =0.4)	Resistive Load(Cos φ =1) Inductive Load(Cos φ =0.4)	Resistive Load(Cos φ =1) Inductive Load(Cos φ =0.4)
Coil Voltage	DC(V) 6, 12, 24, 48, 110 AC(V) 6, 12, 24, 48, 100/110, 220/240		
Coil Power (Nominal)	AC 1.2VA DC 0.9~1.1W	AC 1.2VA DC 0.9~1.1W	AC 1.2VA DC 0.9~1.1W
Insulation Resistance	DC 500V 100MΩ min.	DC 500V 100MΩ min.	DC 500V 100MΩ min.
Approximate Weight	32g	34g	37g
Recognized Safety Standard	TUV	TUV	TUV
Dimensions(mm)			
Relay Socket	PYF-08AE	PYF-14AE	PTF-08AE
Hold-down Clip	 PYC-A1		

*TYPE AHC2N, AHC4N and AHL2N have LED indicator.

ANLY ELECTRONICS CO., LTD.

<http://www.anly.com.tw>

TAIWAN MAIN OFFICE : ANLY ELECTRONICS CO., LTD.

No.19, Lane 202, Fushou St., Xinzhuang Dist., New Taipei City 242, Taiwan
 TEL: +886-2-2996-3202 FAX: +886-2-2996-2017

HONG KONG OFFICE : ANLY ELECTRONICS (HK) LTD.

Flat K, 13/F, Edward Mansion, 141 Prince Edward Road W., Kowloon, Hong Kong
 TEL: +852-2397-2505 FAX: +852-2397-6080

CHINA OFFICE : ANLY TECHNOLOGY (WUXI) CO., LTD.

2F, Building A, Plot 1, No. 28, Zhanhong Rd., Xinwu Dist., Wuxi, Jiangsu, P.R.China
 TEL: +86-510-85304801~3

MALAYSIA OFFICE : JUSTY ELECTRONICS (M) SDN. BHD.

No.1, Jalan 6/89B, Kawasan Perindustrian Trisegi, Batu 3 1/2 Off Jalan Sungei Besi, 57100 Kuala Lumpur, Malaysia
 TEL: +60-3-7983-5758 FAX: +60-3-7981-5052

INDONESIA OFFICE : PT. ANLY ELECTRONICS INDONESIA

Jl. Pangeran Jayakarta 117/B9, Jakarta Pusat, 10730 Indonesia
 TEL: +62-21-624-8436 FAX: +62-21-626-1228