



ANLY COUNTER

H8DA MULTI-FUNCTION DIGITAL COUNTER / TIMER



CHARACTERISTICS :

- Counter or Timer function selectable
- Scroll-through menu for all parameters
- Proximity and photoelectric switches compatible
- High-speed response allows 10k counts per second
- Online change of set value possible
- 4 levels of key protection provided
- 3 user selectable mode : Count Up, Count Down and Count Up/Down
- Memory function available
- CE certified

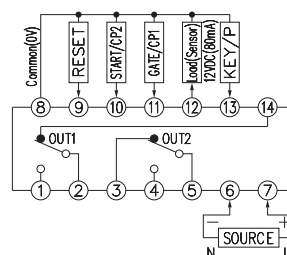
SPECIFICATION :

Operating voltage	AC/DC(V): 12-48 AC/DC(V): 100-240
Allowable operating voltage range	85~110% of rated operating voltage
Rated frequency	50 / 60 Hz
Contact rating	250VAC 5A (resistive load)
Count speed	MAX 30, 1k, 5k or 10k cps
Reset time	MAX 0.1s
Power consumption	Approx. 3.5VA
Life	Mechanical: 5,000,000 times Electrical: 100,000 times
Ambient temperature	-10 ~ +50°C (without condensation & freezing)
Ambient humidity	MAX 85% RH (without condensation)
Altitude	MAX 2000m
Weight	Approx. 260g

TIME RANGE :

1	0.001s ~ 999.999s	7	0.1m ~ 99999.9m
2	0.01s ~ 9999.99s	8	1m ~ 999999m
3	0.1s ~ 99999.9s	9	1s ~ 99h59m59s
4	1s ~ 999999s	10	1m ~ 9999h59m
5	0.01s ~ 99m59.99s	11	0.1h ~ 99999.9h
6	0.1s ~ 999m59.9s	12	1h ~ 999999h

CONNECTION :

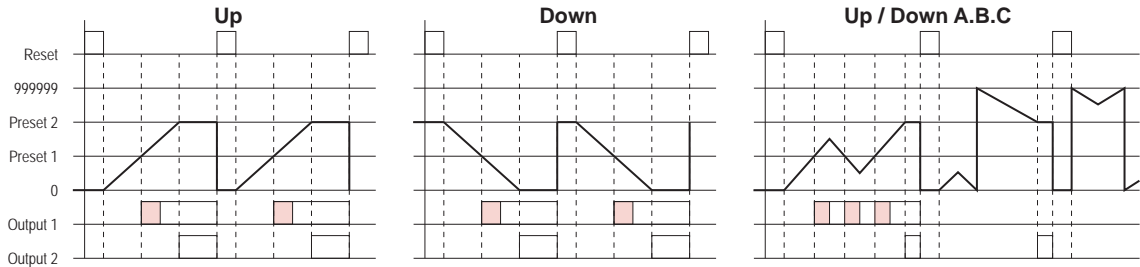


TIMING CHART : (Counter)

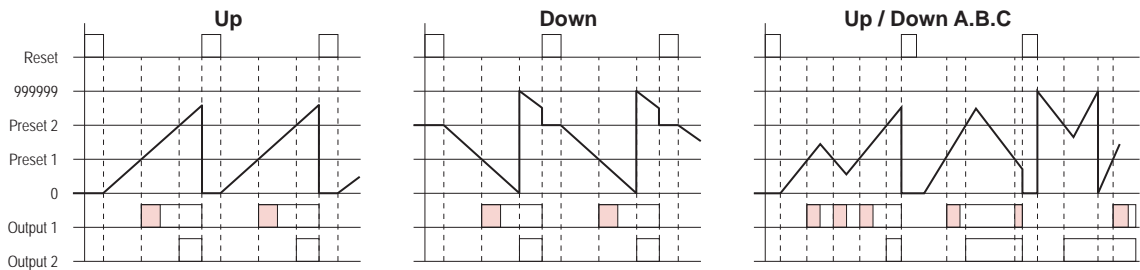
Input / Output Mode Setting



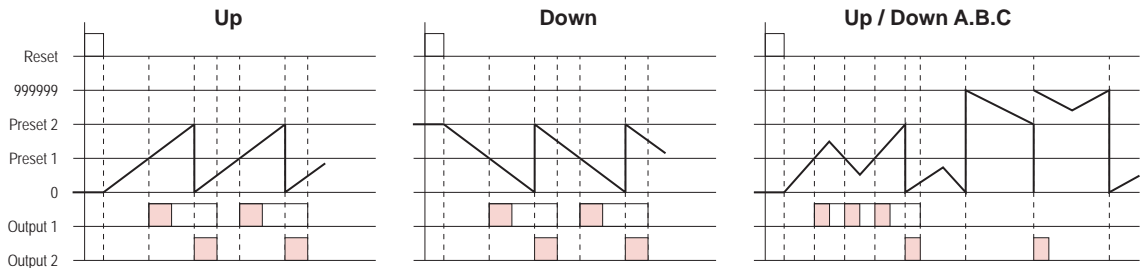
Output mode **N** : Output and present value display are maintained until reset.



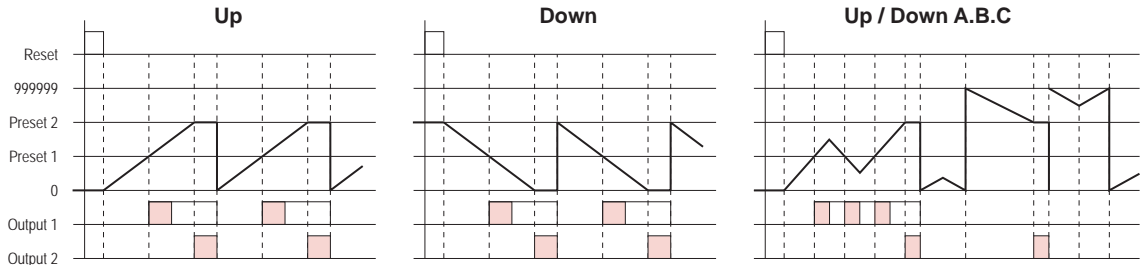
Output mode **F** : Present value display runs continuously. Outputs are maintained until reset.



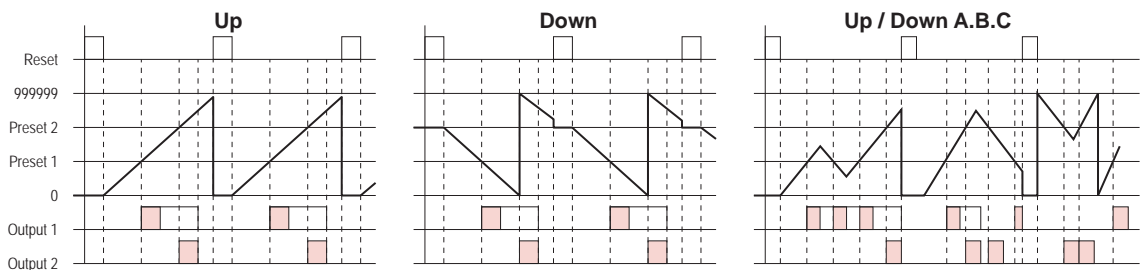
Output mode **C** : Present value is placed in reset start status as soon as count up is reached. The count up is not displayed. Outputs are 1-shot and operate repeatedly. Output 1 is self-holding, and goes off after expiration of the 1-shot period for Output 2. One-shot time periods for Output 1 and 2 are independent.



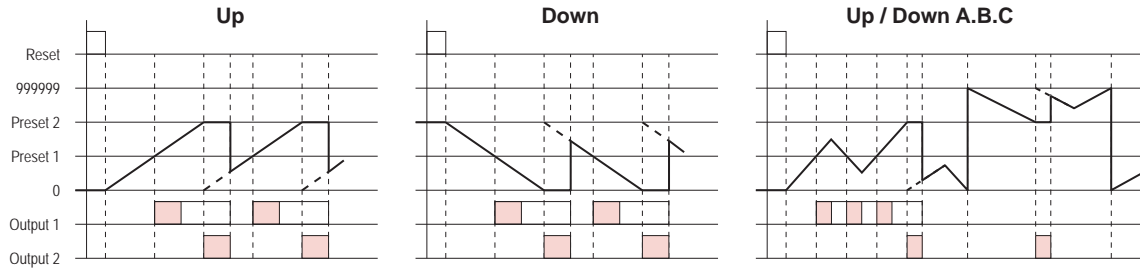
Output mode **R** : Present value is placed in reset start status as soon as count up is reached. Outputs are 1-shot and operate repeatedly. Output 1 is self-holding, and goes off after expiration of the 1-shot period for Output 2. One-shot time periods for Output 1 and 2 are independent.



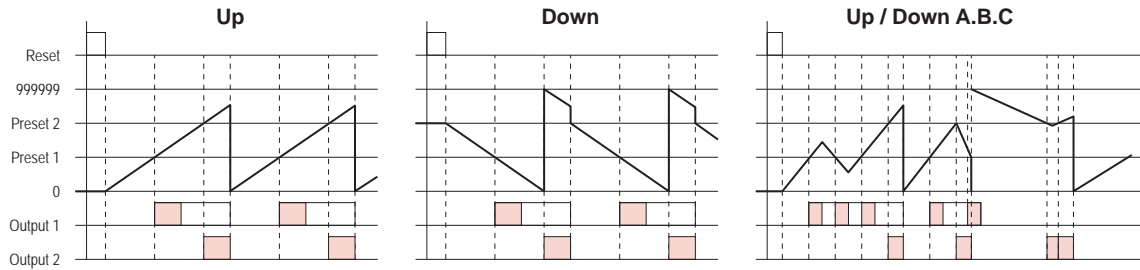
Output mode **K** : Present value runs continuously. Output 1 is self-holding, and goes off after expiration of the 1-shot period for Output 2. One-shot time periods for Output 1 and 2 are independent.



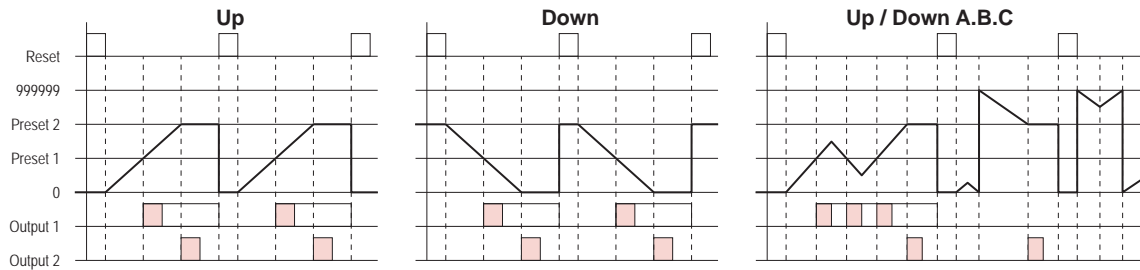
Output mode P : Present value display does not change during 1-shot time period, but reset start status is returned to as soon as count is reached. Outputs are 1-shot and operate repeatedly. Output 1 is self-holding, and goes off after expiration of the 1-shot period for Output 2. One-shot time periods for Output 1 and 2 are independent.



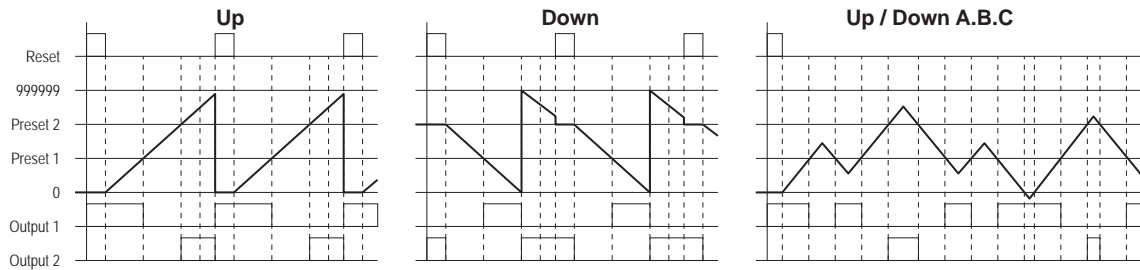
Output mode Q : Present value runs continuously through 1-shot time period and returns to reset start status immediately afterward. Outputs are 1-shot and operate repeatedly. Output 1 is self-holding, and goes off after expiration of the 1-shot period for Output 2. One-shot time periods for Output 1 and 2 are independent.



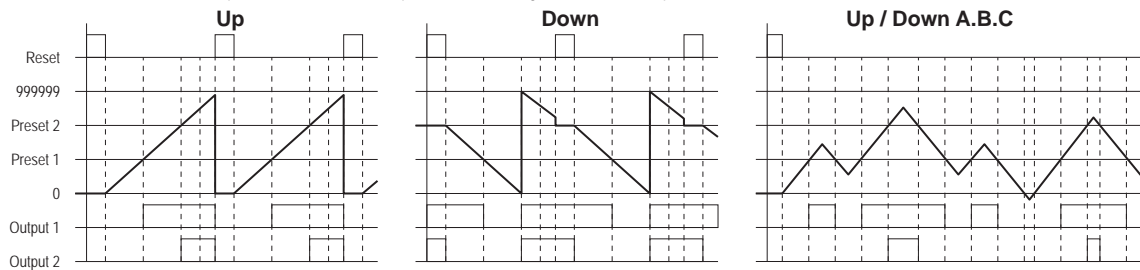
Output mode A : Present value and output 1 maintain status until reset. Output 1 and 2 operate independently.



Output mode L : The display continues to increase/decrease until the overflow or underflow value is reached. Output 1 is held while the present value is less than or equal to Preset 1. Output 2 is held while the present value is greater than or equal to Preset 2.

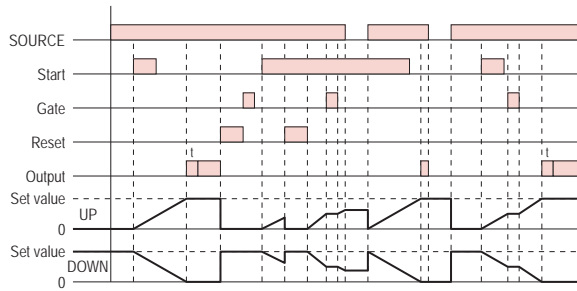


Output mode H : The display continues to increase/decrease until the overflow or underflow value is reached. Output 1 is held while the present value is greater than or equal to Preset 1. Output 2 is held while the present value is greater than or equal to Preset 2.

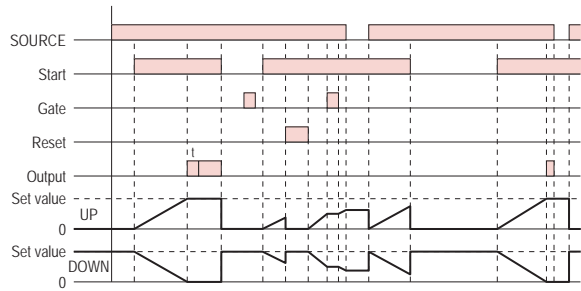


TIMING CHART : (Timer)

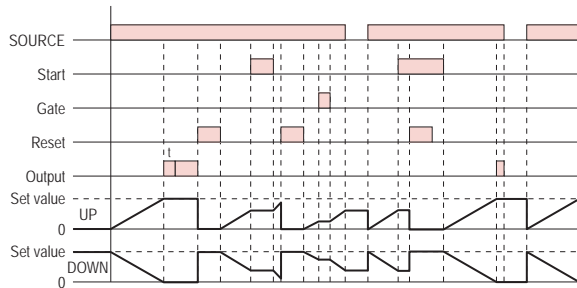
Output mode **A** : Signal ON delay 1
(Timer resets when power comes ON.)



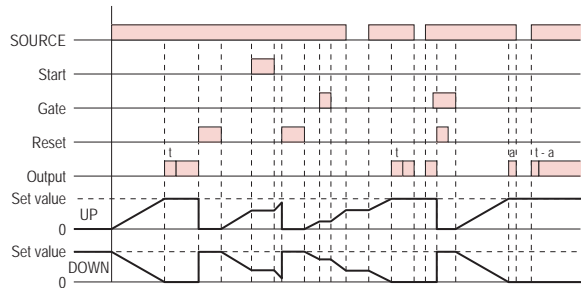
Output mode **A-1** : Signal ON delay 2
(Timer resets when power comes ON.)



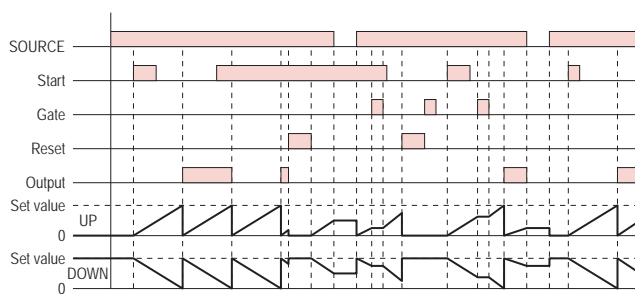
Output mode **A-2** : Power ON delay 1
(Timer resets when power comes ON.)



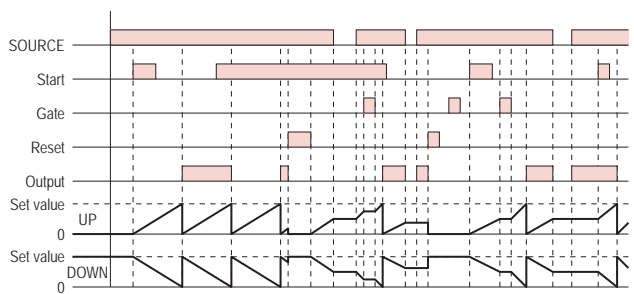
Output mode **A-3** : Power ON delay 2
(Timer dose not reset when power comes ON.)



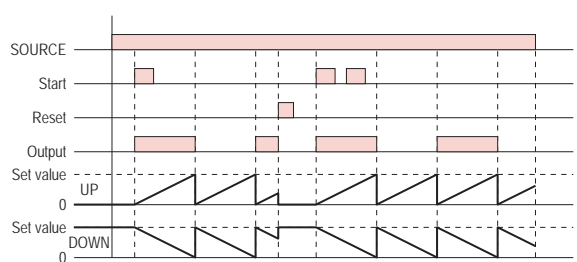
Output mode **B** : Repeat cycle 1
(Timer resets when power comes ON.)



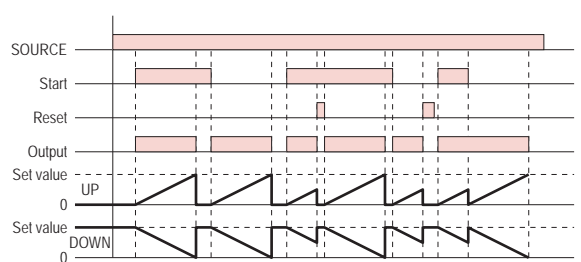
Output mode **B-1** : Repeat cycle 2
(Timer dose not reset when power comes ON.)



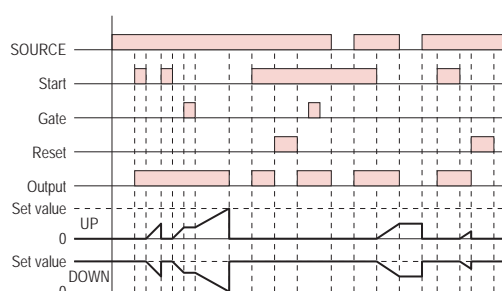
Output mode **B-2** : Repeat cycle ON start
(Timer resets when power comes ON.)



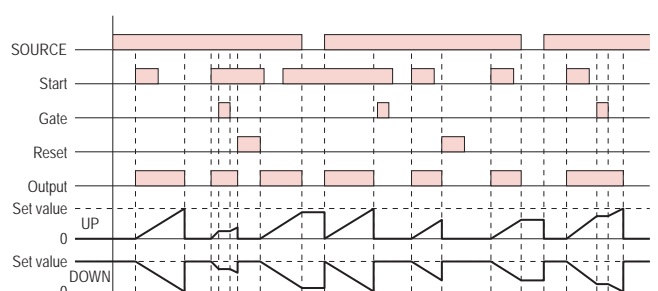
Output mode **C** : Signal ON/OFF delay
(Timer resets when power comes ON.)



Output mode **D** : Signal OFF delay
(Timer resets when power comes ON.)

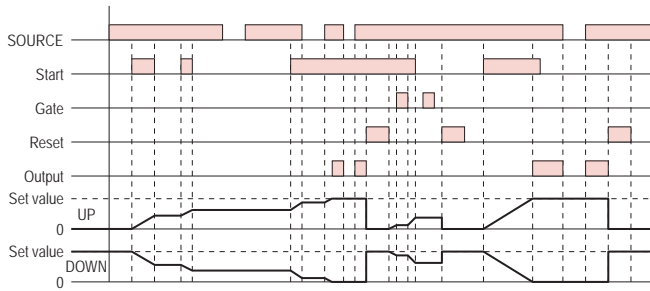


Output mode **E** : Interval
(Timer resets when power comes ON.)



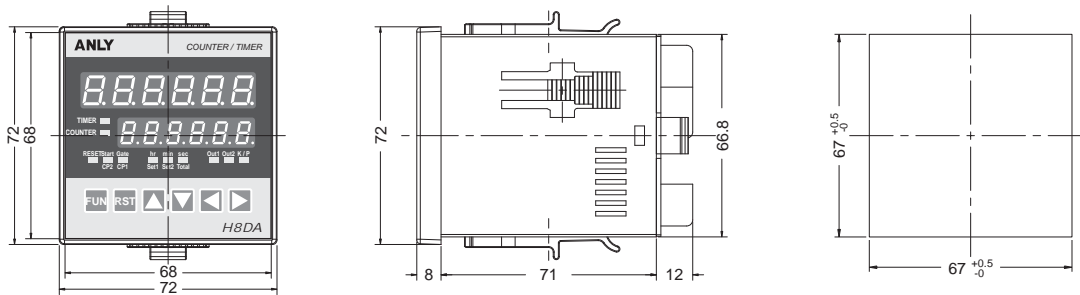
Note. In output mode A, A-1, A-2 and A-3, the control output is selectable between the sustained time period or one-shot time period.

Output mode **F** : Cumulative
 (Timer does not reset when power comes ON.)



DIMENSIONS : (mm)

Flush Mounting : Using Clamp



Tolerance: ±0.1

ANLY ELECTRONICS CO., LTD.

<http://www.anly.com.tw>

TAIWAN MAIN OFFICE : ANLY ELECTRONICS CO., LTD.

No.19, Lane 202, Fushou St., Xinzhuang Dist., New Taipei City 242, Taiwan
 TEL: +886-2-2996-3202 FAX: +886-2-2996-2017

HONG KONG OFFICE : ANLY ELECTRONICS (HK) LTD.

Flat K, 13/F, Edward Mansion, 141 Prince Edward Road W., Kowloon, Hong Kong
 TEL: +852-2397-2505 FAX: +852-2397-6080

CHINA OFFICE : ANLY TECHNOLOGY (WUXI) CO., LTD.

2F, Building A, Plot 1, No. 28, Zhanhong Rd., Xinwu Dist., Wuxi, Jiangsu, P.R.China
 TEL: +86-510-85304801~3

MALAYSIA OFFICE : JUSTY ELECTRONICS (M) SDN. BHD.

No.1, Jalan 6/89B, Kawasan Perindustrian Trisegi, Batu 3 1/2 Off Jalan Sungei Besi, 57100 Kuala Lumpur, Malaysia
 TEL: +60-3-7983-5758 FAX: +60-3-7981-5052

INDONESIA OFFICE : PT. ANLY ELECTRONICS INDONESIA

Jl. Pangeran Jayakarta 117/B9, Jakarta Pusat, 10730 Indonesia
 TEL: +62-21-624-8436 FAX: +62-21-626-1228

NO. H8DA-W-A